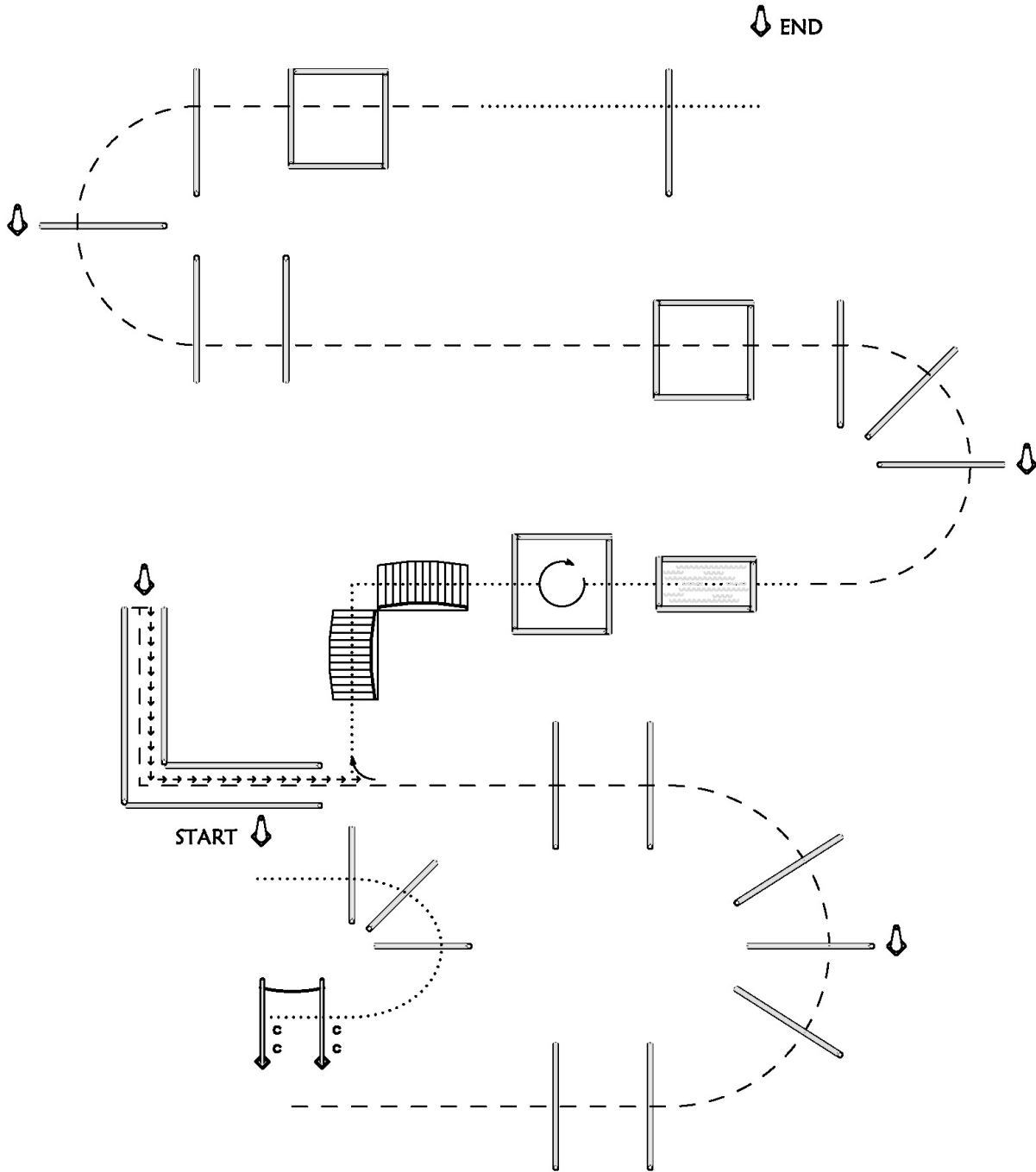


:: TRAIL ::

Class: _____ Show Date: _____ Judge: _____

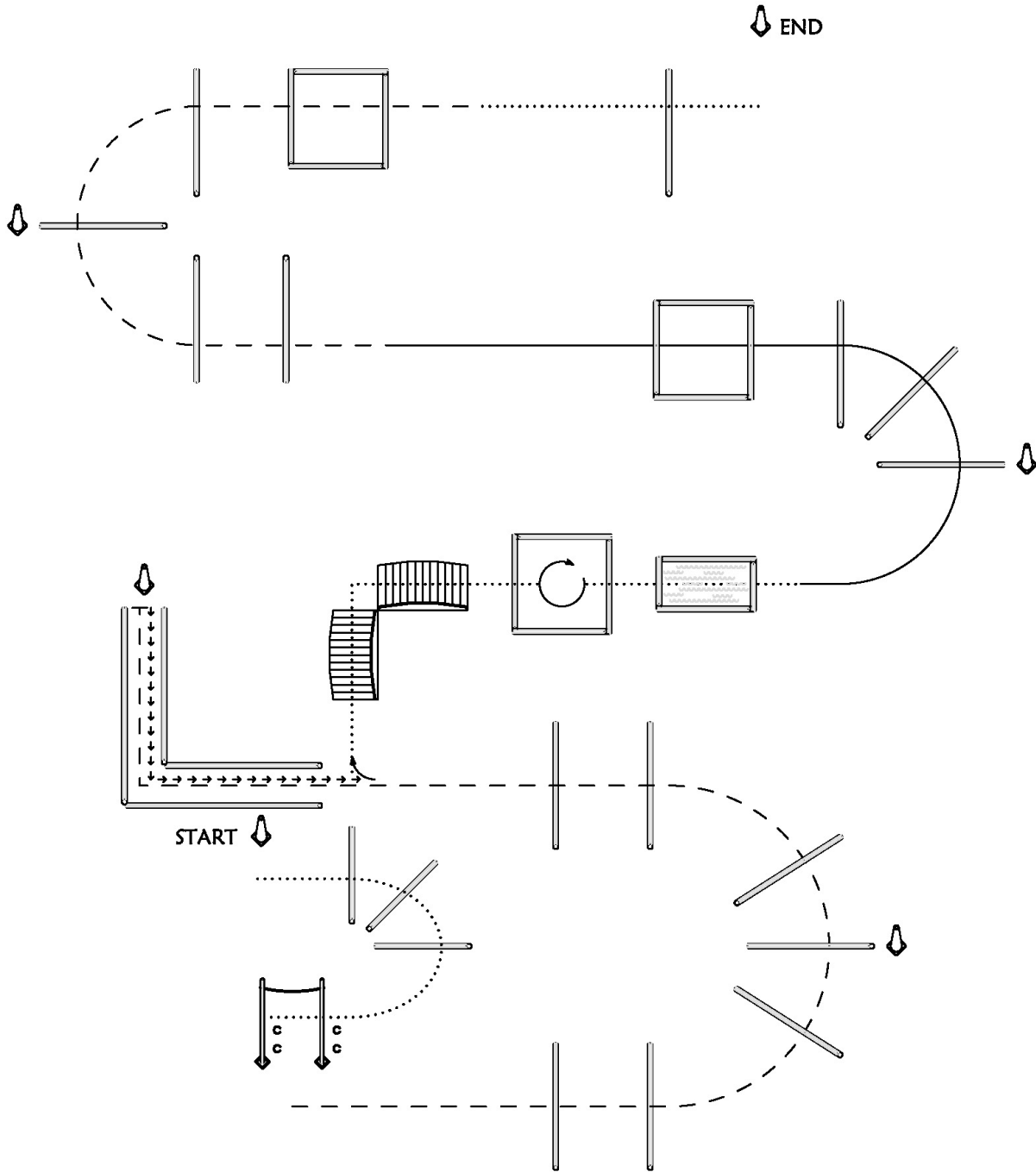


1. Walk over the poles to the gate
2. Work left hand gate
3. Jog over the poles
4. Jog into the "L"
5. Back out of the "L"
6. Walk over the bridges
7. Walk into the box
8. Turn 360° to the right
9. Walk through the water box
10. Jog over the poles and through the box
11. Jog over the poles
12. Walk over final elevated pole to finish

.....	WALK
-----	JOG
—————	EXTENDED JOG
—————	LOPE
—X—	CHANGE OF LEAD
←←←←←	BACK
⊥	STOP
⤵	TURN

:: TRAIL ::

Class: _____ Show Date: _____ Judge: _____

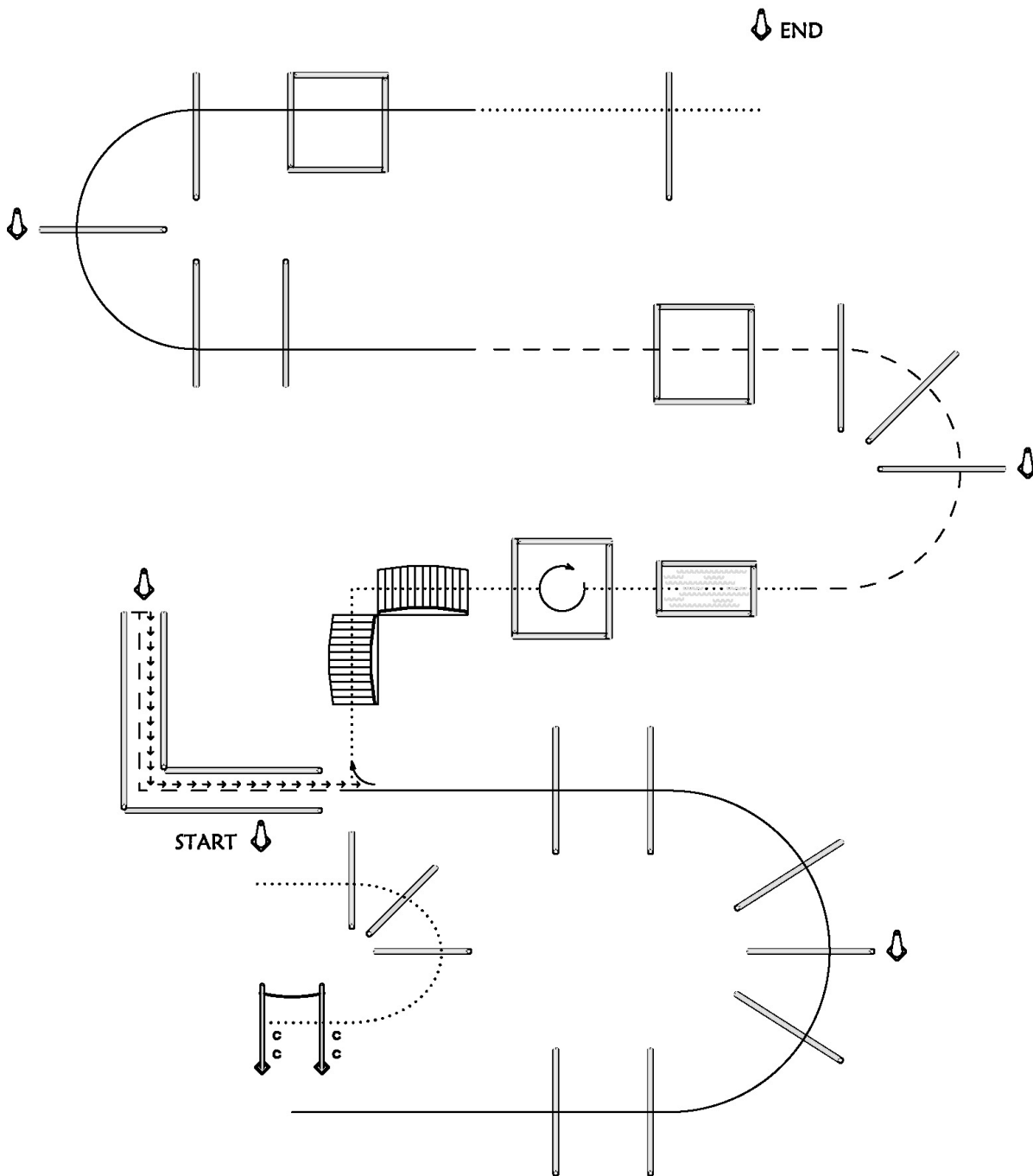


1. Walk over the poles to the gate
2. Work left hand gate
3. Jog over the poles
4. Jog into the "L"
5. Back out of the "L"
6. Walk over the bridges
7. Walk into the box
8. Turn 360° to the right
9. Walk through the water box
10. Lope left lead over the poles and through the box
11. Jog over the poles
12. Walk over final elevated pole to finish

.....	WALK
-----	JOG
-----	EXTENDED JOG
-----	LOPE
-----	CHANGE OF LEAD
←←←←←	BACK
⊥	STOP
⤵	TURN

:: TRAIL ::

Class: _____ Show Date: _____ Judge: _____

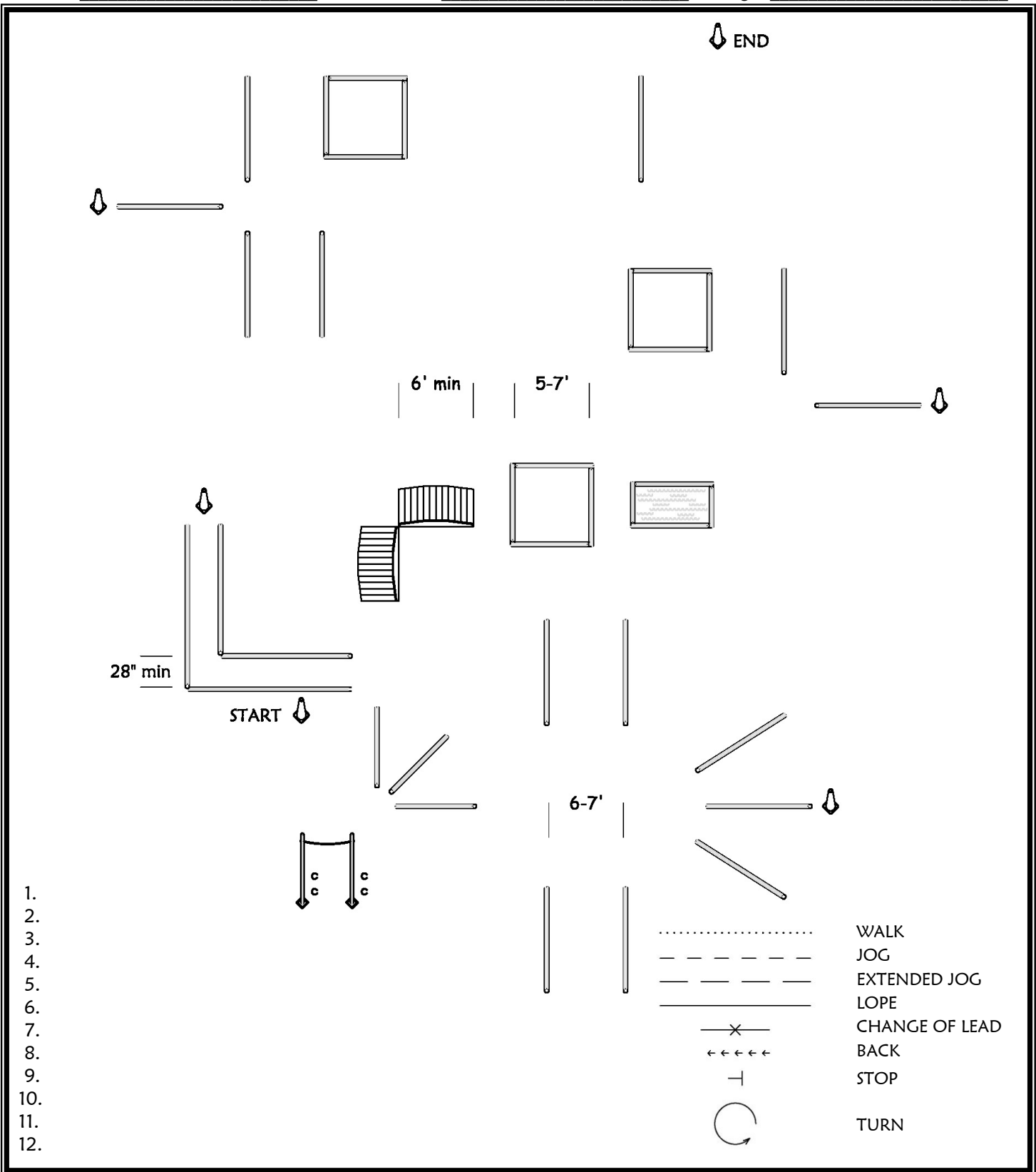


1. Walk over the poles to the gate
2. Work left hand gate
3. Lope left lead over the poles
4. Jog into the "L"
5. Back out of the "L"
6. Walk over the bridges
7. Walk into the box
8. Turn 360° to the right
9. Walk through the water box
10. Jog over the poles and through the box
11. Lope right lead over the poles
12. Walk over final elevated pole to finish

.....	WALK
-----	JOG
—————	EXTENDED JOG
—————	LOPE
—X—	CHANGE OF LEAD
←←←←←	BACK
⊥	STOP
⤵	TURN

:: TRAIL ::

Class: _____ Show Date: _____ Judge: _____



- 1.
- 2.
- 3.
- 4.
- 5.
- 6.
- 7.
- 8.
- 9.
- 10.
- 11.
- 12.

.....	WALK
-----	JOG
-----	EXTENDED JOG
-----	LOPE
-----	CHANGE OF LEAD
←←←←←	BACK
┊	STOP
↻	TURN

Course notes:

- Walkover poles to be spaced 20 to 24 inches apart, may be elevated to 12 inches maximum with 22 inch minimum spacing
- Lopeover poles to be spaced 6 to 7 feet apart, may be elevated to 8 inches maximum
- Back through obstacles to be placed a minimum of 28 inches apart, may be elevated 24 inches maximum with 30 inch minimum spacing
- Wooden bridge, suggested 36 inches minimum width and 6 feet minimum length
- Box to consist of 4 poles, each 5 to 7 feet long, laid in a square
- Trotter poles to be spaced 36 to 42 inches apart, may be elevated to to 8 inches maximum