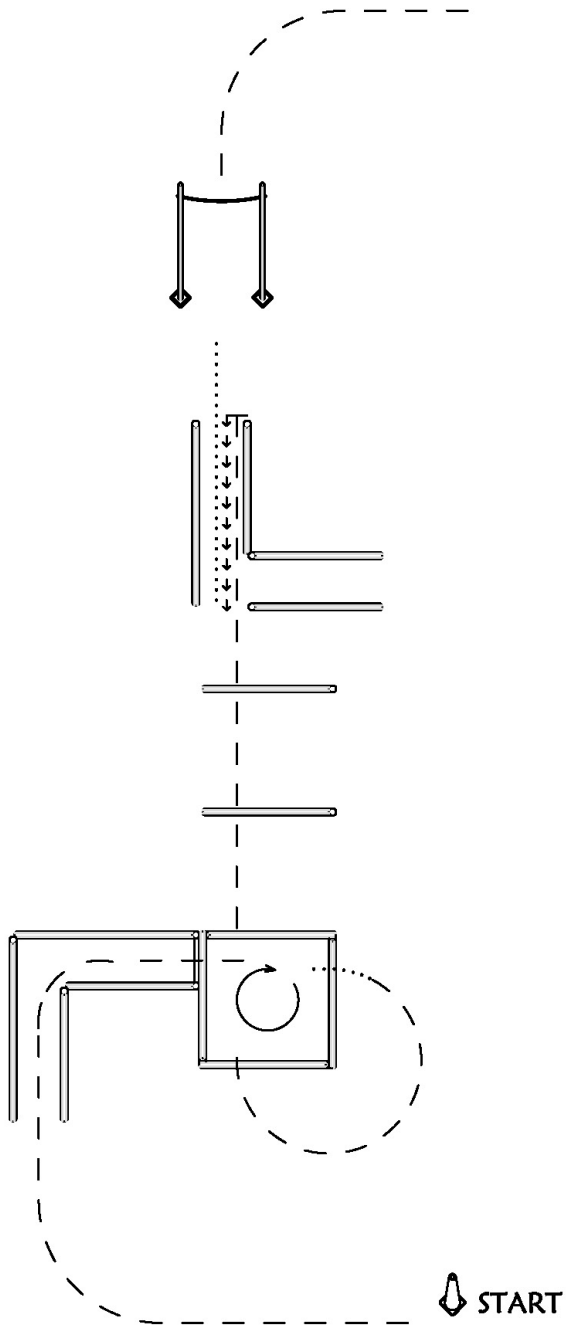


# :: TRAIL ::

Class: \_\_\_\_\_ Show Date: \_\_\_\_\_ Judge: \_\_\_\_\_

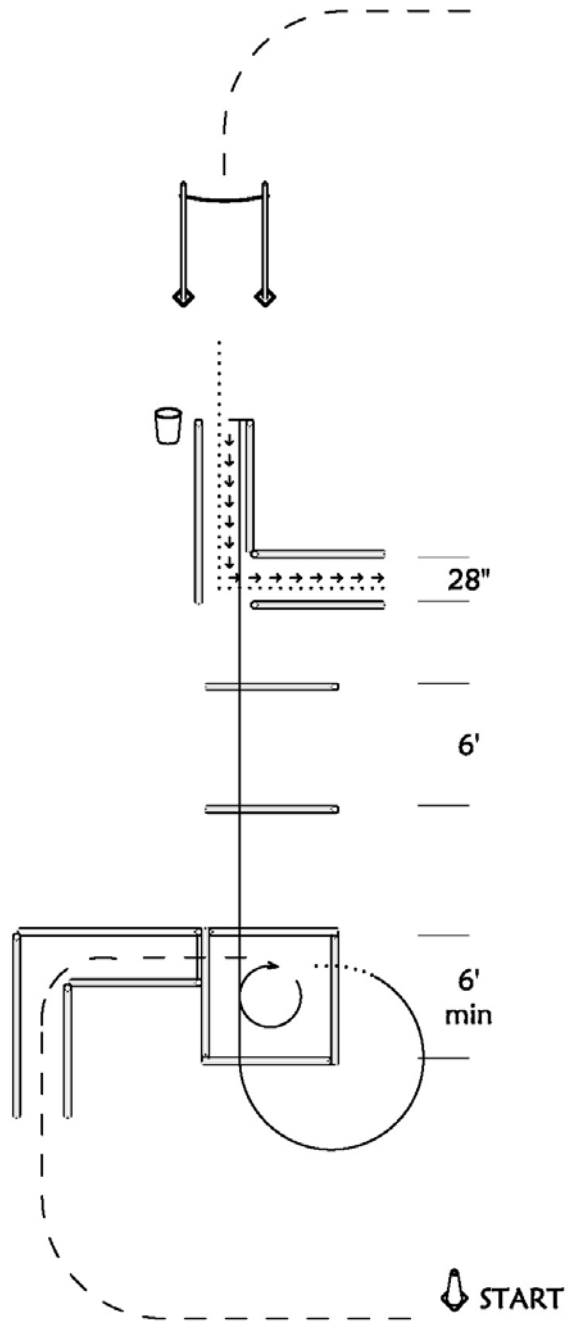


1. Jog through the "L" and into the box
2. Turn 360° to the right
3. Walk out of the box
4. Jog a circle through the box
5. Jog over the poles and into the chute
6. Back straight out of the chute
7. Walk through the chute to the gate
8. Open and close right hand gate
9. Jog to exit

.....	WALK
-----	JOG
-----	EXTENDED JOG
-----	LOPE
-----	CHANGE OF LEAD
←←←←←	BACK
⊥	STOP
⤿	TURN

# :: TRAIL ::

Class: \_\_\_\_\_ Show Date: \_\_\_\_\_ Judge: \_\_\_\_\_

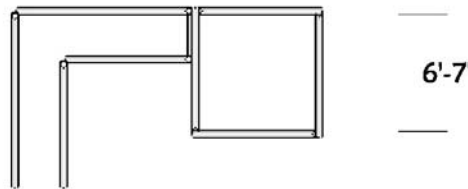
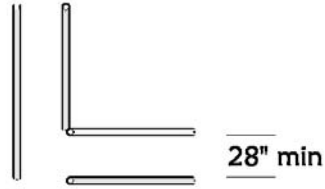
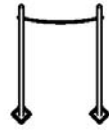


1. Jog through the "L" and into the box
2. Turn 360° to the right
3. Walk out of the box
4. Lope right lead a circle through the box
5. Lope over the poles and into the chute
6. Stop and pick up the bucket
7. Back through the "L"
8. Walk through the "L" and return the bucket
9. Open and close right hand gate
10. Jog to exit

.....	WALK
-----	JOG
-----	EXTENDED JOG
-----	LOPE
-----	CHANGE OF LEAD
-----	BACK
-----	STOP
-----	TURN

# :: TRAIL ::

Class: \_\_\_\_\_ Show Date: \_\_\_\_\_ Judge: \_\_\_\_\_



 **START**

- |           |                |
|-----------|----------------|
| .....     | WALK           |
| -----     | JOG            |
| -----     | EXTENDED JOG   |
| -----     | LOPE           |
| — X —     | CHANGE OF LEAD |
| ← ← ← ← ← | BACK           |
| —         | STOP           |
| ⤿         | TURN           |

- 1.
- 2.
- 3.
- 4.
- 5.
- 6.
- 7.
- 8.
- 9.

**Course notes:**

- Box to consist of 4 poles, each 5 to 7 feet long, laid in a square
- Lopeover poles to be spaced 6 to 7 feet apart, may be elevated to 8 inches maximum
- Trotover poles to be spaced 36 to 42 inches apart, may be elevated to 8 inches maximum
- Back through obstacles to be placed a minimum of 28 inches apart, may be elevated 24 inches maximum with 30 inch minimum spacing